



Taking ATV racing to the next level.

Serious racers will tell you that the Yamaha YFZ450R is the number one machine choice with winning riders. Its sharp-handling chassis and ultra-responsive 450cc engine have made it today's number one racing ATV. It handles sharp, fast and superior.

A race-bred assist and slipper clutch gives more precise control over corner entry speed for quicker lap times - while the updated engine delivers superfast throttle response and hard-hitting high rpm power for holeshot-winning performance.

Sharp-designed bodywork gives the rider space to shift the bodyweight during cornering or hard acceleration. And the light shocks make for sharp handling!

- ▶ Throttle lever requires low effort
- ▶ First ATV in its class with a slipper clutch
- ▶ Lightweight piggyback shocks for precise handling
- ▶ High compression engine for boosted performance
- ▶ Shock calibration matches tyre character perfectly
- ▶ Cam design for strong high rpm power feeling
- ▶ 32-bit fuel injection for instant response
- ▶ Lightweight weldless hybrid aluminium frame
- ▶ Cast aluminium swingarm with piggyback rear shock
- ▶ Dual front discs with wave-type rear
- ▶ Quick-release fasteners for easy bodywork removal
- ▶ Roomy bodywork and padded seat shape for comfort




Yamaha Sport ATVs

We know that racing isn't about compromise. It's about being the best. And that's an attitude reflected in the design of every Yamaha Sports ATV.

Discover tough, lightweight frames that move with you, while withstanding every knock and bump. Experience ergonomic designs that keep your body comfortable, and your mind on what lies ahead.

At the heart of every Yamaha Sport ATV is an engine perfected by intensive research and development. We are as committed to engineering excellence as you are to winning the next race. Offering everything from big-torque, 4-stroke power to exciting acceleration, these are ATVs to leave the competition standing.






Race-bred high-performance racing engine

The race-bred 5-valve 4-stroke 450cc YFZ450R engine with compression ratio of 11.8:1 together with high valve timing gives quick throttle response and stronger high rpm power. The Air Induction System gives high fuel efficiency, reduced exhaust emissions and increased durability.

Electronic Fuel Injection

For sharp throttle response the YFZ450R is equipped with a 42mm Mikuni throttle body which includes an ISC (Idle Speed Control) system for easy and reliable starting and warming up. This advanced system delivers instantaneous pick up and contributes towards reduced emissions.

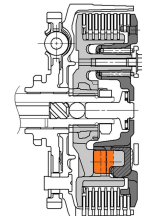


Hybrid chassis engineering

The YFZ450R uses a special combination of aluminium and steel in its frame and swingarm construction, and this innovative 'hybrid chassis' design offers a winning combination of low weight together with outstanding strength and an excellent rigidity balance.

Assist and slipper clutch

The YFZ450R is the first ATV in its class to feature an assist and slipper clutch that's designed to partially disengage when you're downshifting quickly for a turn. By virtually eliminating the effects of engine braking, the slipper clutch allows the rider to control corner entry speeds using the brakes for enhanced control and reduced lap times.



Effortless transmissison

The YFZ450R's 5-speed transmission is one of the slickest shifting systems in its class, and is fitted with the before-mentioned slipper clutch - the first time this system has been used in this category. The system makes shifting between gears even easier for quicker lap times and reduced fatigue.

Long-travel adjustable suspension

For reduced unsprung weight this model is fitted with Kayaba piggyback front shock absorbers and a calibrated rear shock. These adjustable units give refined handling performance to give you the edge over other competitors.



Engine	
Engine type	Single cylinder, liquid-cooled, 4-stroke, DOHC, 5-valves
Displacement	449cc
Bore x stroke	95.0 mm x 63.4 mm
Compression ratio	11.8 : 1
Lubrication system	Dry sump
Fuel system	Fuel Injection 42 mm EHS with ISC
Ignition system	TCI
Starter system	Electric
Transmission system	5-speed, manual slipper clutch
Drive system	2WD
Final transmission	Sealed O-ring chain, eccentric adjustment

Chassis	
Front suspension system	Independent double wishbone, threaded preload adjustable dual-rate coil-over springs, 3-way adjustable damper, 250 mm wheel travel
Rear suspension system	Cast aluminium swingarm, threaded preload adjustable coil-over springs, 3-way adjustable damper, 280 mm wheel travel
Front brake	Dual ventilated disc with hydraulic twin piston callipers
Rear brake	Wave-type ventilated disc with twin piston callipers
Front tyres	AT21x7R10
Rear tyres	AT20x10R9

Dimensions	
Overall length	1,795 mm
Overall width	1,240 mm
Overall height	1,065 mm
Seat height	810 mm
Wheelbase	1,270 mm
Minimum ground clearance	115 mm
Wet weight (including full oil and fuel tank)	184 kg
Fuel tank capacity	10.0 litres

Colours



Racing Blue



Black Fury

Featured accessories



Metric Tool Kit



Yamaha Racing Grip Donuts



Yamaha Cam Buckles Tie-downs



Yamaha Ratcheting Tie-downs



YEC Battery Charger Indicator



GYTR® Billet Clutch Inner Hub

For all YFZ450R / SE accessories go to the website, or check your local dealer



The Yamaha Chain of Quality

Yamaha technicians are fully trained and equipped to offer the best service and advice for your Yamaha product. For this reason, Yamaha strongly recommends visiting an official Yamaha dealer for all your service requirements.

Yamaha Genuine Parts & Accessories are especially developed, designed and tested for our Yamaha product range. Yamaha also recommends the use of Yamalube®, our own range of high-tech lubricants – the lifeblood of Yamaha engines. They are developed to carry on working effectively, no matter where you ride.

Besides functional and style accessories, Yamaha offers a range of high quality, innovative riding gear designed to keep you comfortable and protected. An extensive range of casual wear is also available. For more information go to:

www.yamaha-motor-acc.com



Experience more of the
Yamaha YFZ450R / SE with your
mobile

Yamaha Motor Europe
Koolhovenlaan 101
1119 NC Schiphol-Rijk
The Netherlands